

Virus WAch

WEEK ENDING 15TH JANUARY 2012

KEY POINTS

INFLUENZA AND INFLUENZA-LIKE ILLNESSES

- ILI presentations to SPN(WA) GPs remain stable, while respiratory viral presentations to Perth Emergency Departments and influenza laboratory detections made by PCR at PathWest QEII and PMH decreased this week.
- Influenza detections comprised 66.7% (2) A-H3 virus, and 33.3% (1) influenza B virus.

GASTROENTERITIS

- Gastroenteritis presentations to SPN(WA) GPs increased this week, while gastroenteritis presentations to Perth EDs and norovirus positives identified at PathWest QEII decreased.
- Rotavirus notifications remain low and stable.

VARICELLA AND VIRAL RASHES

- No chickenpox presentations were reported to SPN(WA) GPs this week, while shingles presentations increased.
- Chickenpox and shingles presentations to Perth EDs decreased this week.
- No cases of measles, mumps or rubella were reported this week.

Links

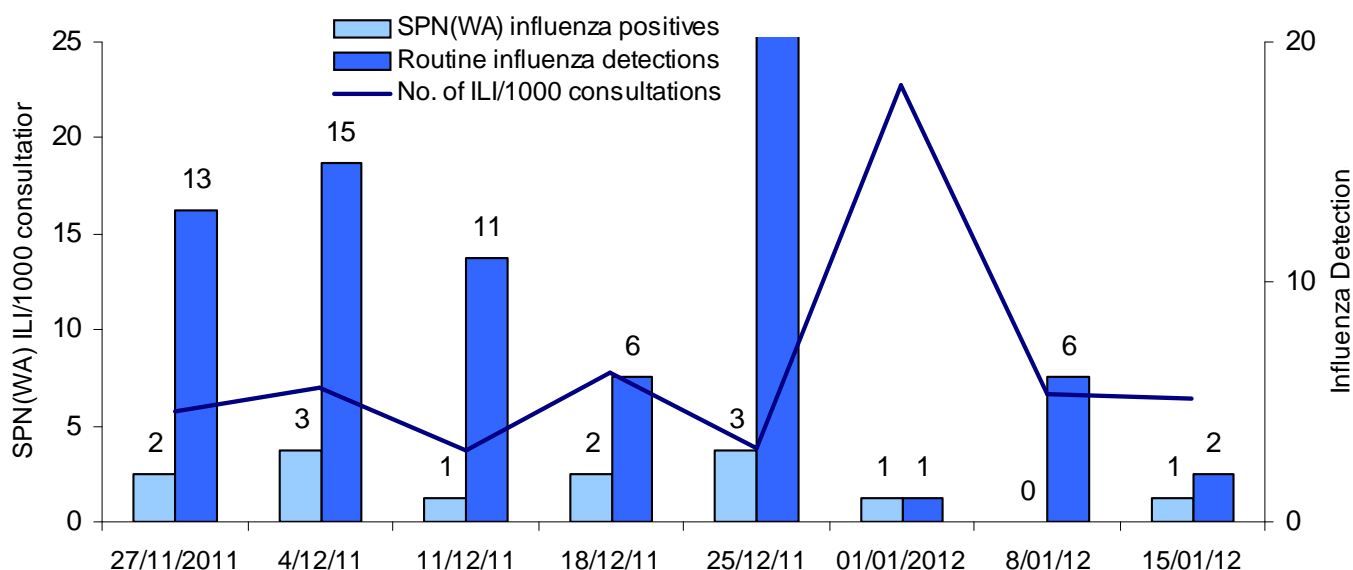
Current and archived issues of Virus Watch, Virus News and EDSS News

http://www.public.health.wa.gov.au/3/487/3/virus_watch.pm

Virus WAch is a weekly electronic publication by the Communicable Disease Control Directorate (CDCD) and key collaborators. It provides a brief summary of General Practice and Hospital Emergency Department sentinel surveillance data on influenza-like illness, gastroenteritis and varicella-zoster disease, together with relevant laboratory information, to alert health care workers in WA to important circulating viruses. General Practice data are collected by members of the Sentinel Practitioners Network of Western Australia - SPN(WA). Emergency Department data are provided by Perth Hospital Emergency Departments via the Emergency Department Information System (EDIS). Viral laboratory data are obtained from PathWest laboratories at QEII Medical Centre and Princess Margaret Hospital for Children, as well as via notification data sent by all WA laboratories to CDCD, WA Department of Health. All figures and data were accurate at time of publication, but subject to change.

Influenza and Influenza-like Illnesses

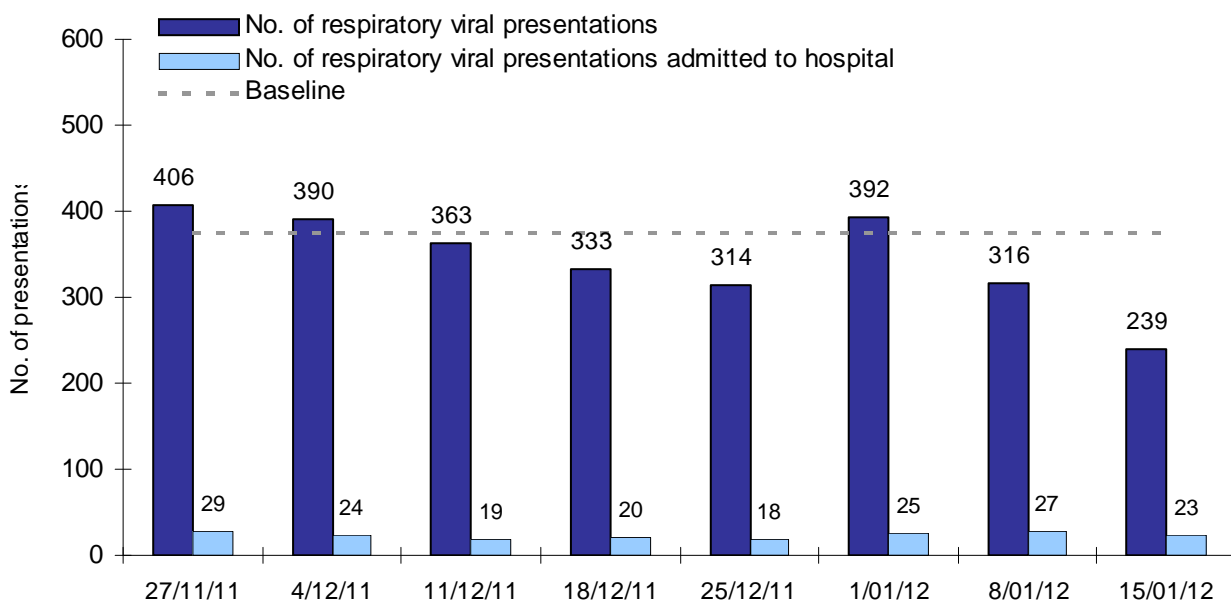
Influenza and Influenza-like illnesses (ILI)



ILI presentations to SPN(WA) GPs remain stable, while influenza laboratory detections made by PCR at PathWest QEII and PMH decreased this week. Influenza detections comprised 66.7% (2) A-H3 virus, and 33.3% (1) influenza B virus.

The following is a summary of current Emergency Department sentinel surveillance (EDSS) data for respiratory viral presentations. Baseline levels for respiratory viral presentations were calculated using the mean of weekly EDIS data from week 1, 2008 to week 52, 2010.

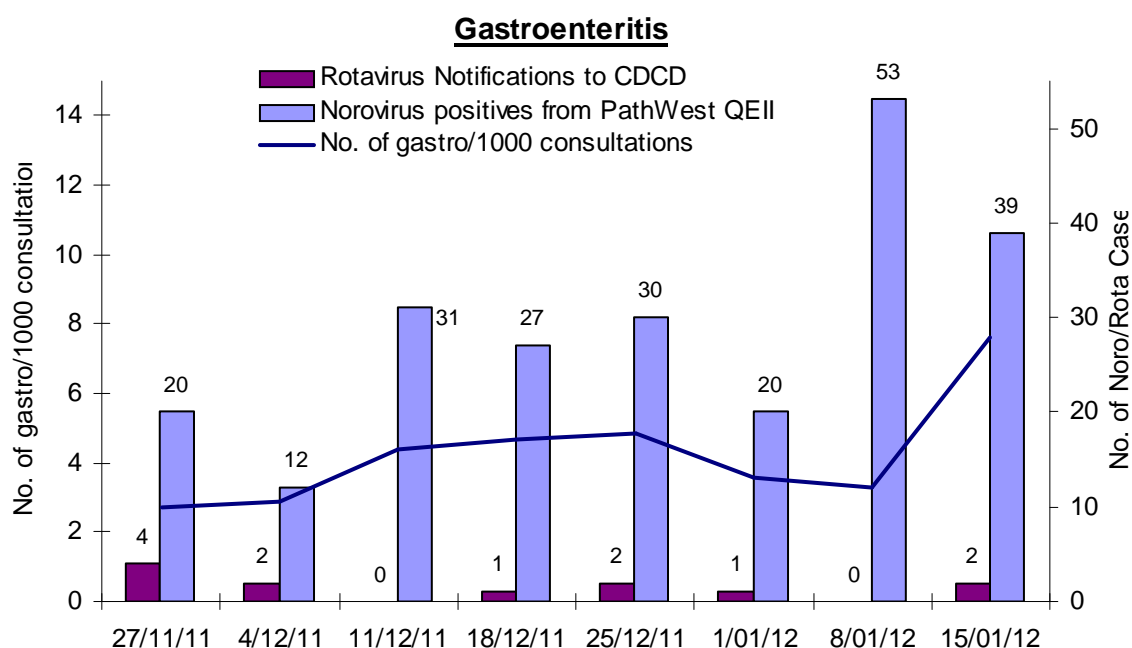
Respiratory Viral ED Presentations



Respiratory viral presentations to Perth EDs decreased this week, and sit well below baseline level. The proportion of presentations admitted to hospital remains stable.

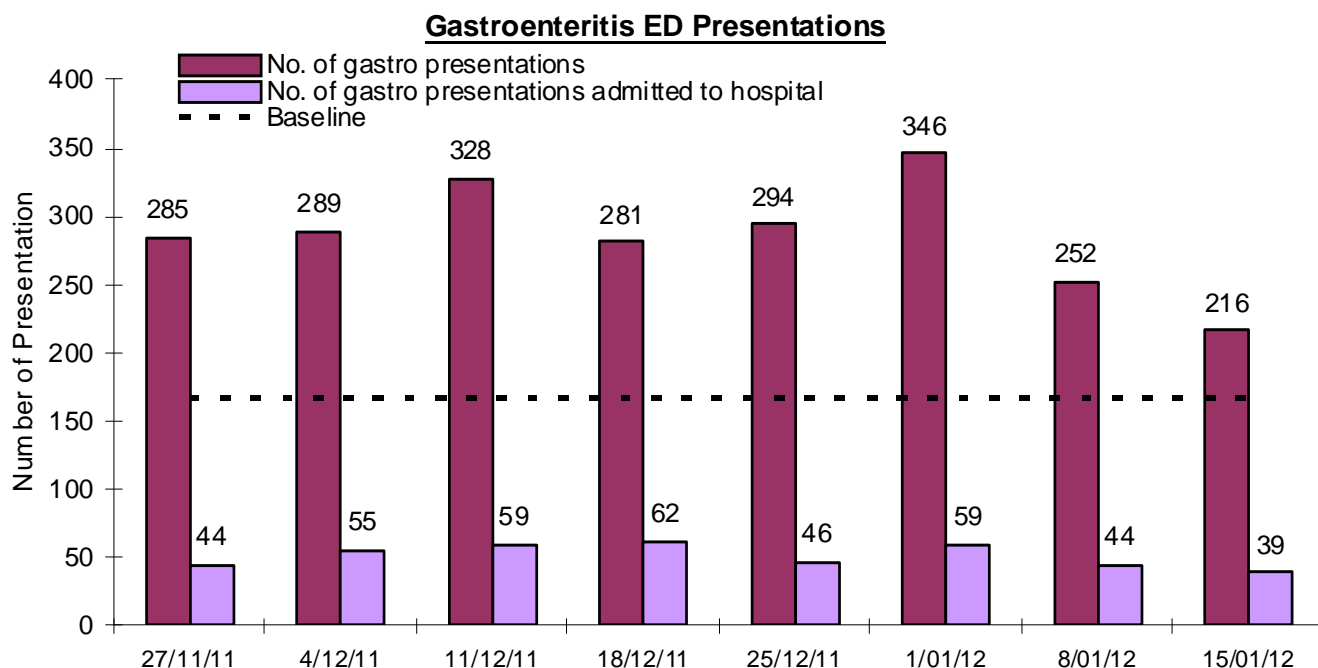


Gastroenteritis



Gastroenteritis presentations to SPN(WA) GPs increased this week, while norovirus positives identified at PathWest QEII decreased. Rotavirus notifications remain low and stable.

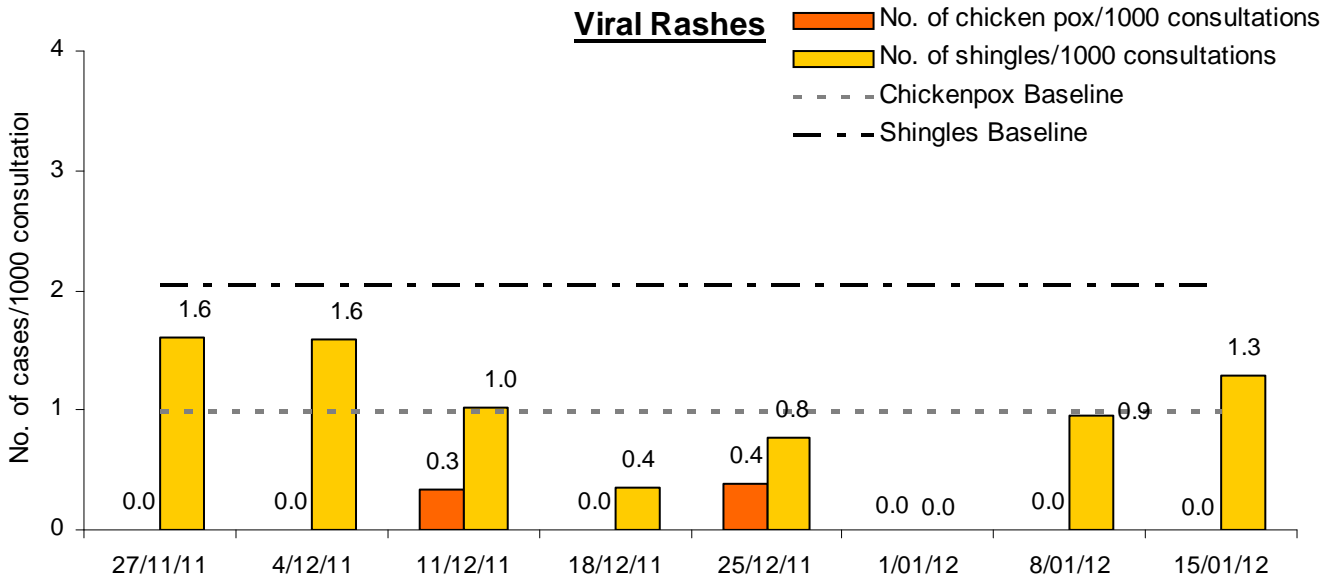
The following is a summary of current Emergency Department sentinel surveillance (EDSS) data for gastroenteritis presentations. Baseline levels for gastroenteritis presentations were calculated using the mean of weekly EDIS data from week 1, 2008 to week 52, 2010.



Gastroenteritis presentations to Perth EDs decreased this week. The proportion of presentations admitted to hospital remains stable.



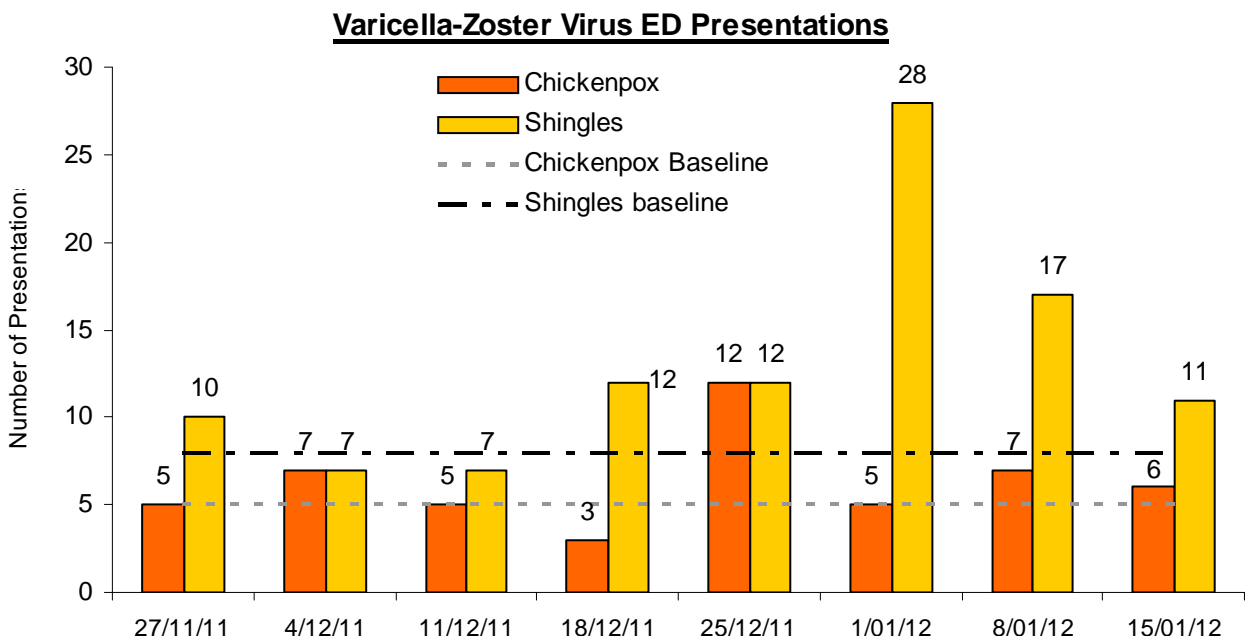
Viral Rashes



No chickenpox presentations were reported to SPN(WA) GPs this week, while shingles presentations increased. No cases of measles, mumps or rubella were reported.

Baseline levels for chickenpox and shingles presentations to SPN(WA) GPs per thousand consultations were calculated using the mean of weekly WA ASPREN data from week 1, 2008 to week 52, 2010.

The following is a summary of current Emergency Department sentinel surveillance (EDSS) data for varicella-zoster virus presentations. Baseline levels for varicella-zoster virus presentations were calculated using the mean of weekly EDIS data from week 1, 2008 to week 52, 2010.



Shingles presentations to Perth EDs continue to decline, while chickenpox presentations remain stable.

